

## VANTAGE INDIA PRIVATE LIMITED

### Corporate Office

336, 3rd Floor, V-Mall, Off. W.E. Highway,  
Thakur Complex, Kandivali (E), Mumbai - 400 101.

+91 22 28976425

+91 99303 16425, 91468 44712, 82919 28325

### Channel Partner

### Branch Office

152, 8th Main, 8th Cross, Canara Bank Layout,  
Bangalore - 560 097.

+91 83103 41257, 77602 73009

info@vantageindia.in



www.vantageindia.in



## DEMOUNTABLE GLASS PARTITION SYSTEM



# CLIENT'S TESTIMONIALS

## “ASTA-Architects & Designers

It's been a fantastic experience to be working with Vantage India. Timely & prompt response! Multiple & fantastic options for partitions & hardware! Highly recommended

Thank you to Mr. Shailendra & his team for a great job!

Ar. Soniya Tambe  
- Founder

## “Design Attic

This is to acknowledge Mr. Shailendra Yadav and their team at Vantage India Pvt. Ltd. has done amazing work for us at all our sites. We have been working with them for years and have received amazing service in terms of quality and installations. Be it during consultation, delivery or induction, their promptness and readiness to provide glass partition solutions is impeccable and unparalleled. We have been able to provide some very sleek glass partitions for numerous homes and office spaces due to their expertise and vouch for their work. We have worked with them on many projects and will continue to do so for quality finishing and service.

Many Thanks.

Dhvani Bhatiya &  
Rhea Jacob Eapen

## “Design Integrated

This is to acknowledge and recognize Mr. Shailendra Yadav and their team of Vantage India Pvt. Ltd., who have done great installations for our projects. I have been working with M/s Vantage since the last 14 years and have been getting amazing service for both the quality of product and in the installation. They are extremely knowledgeable and provide the right technical advice and use of product or hardware depending on our requirement and budget. Their response to our immediate requirements is superlative and on a few occasions have delivered in unexpected timelines. Their post sales and installation service is commendable. I can easily vouch for their product and service for both quality and pricing and would recommend him to a lot of my fellow associates.

Many thanks and wishing them a great future.

Arch. Sonal Iyer  
Founder

# TABLE OF CONTENT

• Company Profile	1
• Fine Glaze	3
• Slim Glaze	5
• V16 Slim Glaze	7
• Ultra Glaze	9
• Wide Single Glaze	11
• Wide Double Glaze	13
• Single Glaze Stile Door	15
• Double Glaze Stile Door	17
• Sliding Door	19
• Sliding Folding Partition	21
• Technical Panel	23
• Architectural Hardware	25
• Accessories	30
• Our Respected Clients	34
• Work We Done	35



# PERFORMANCE CERTIFICATE

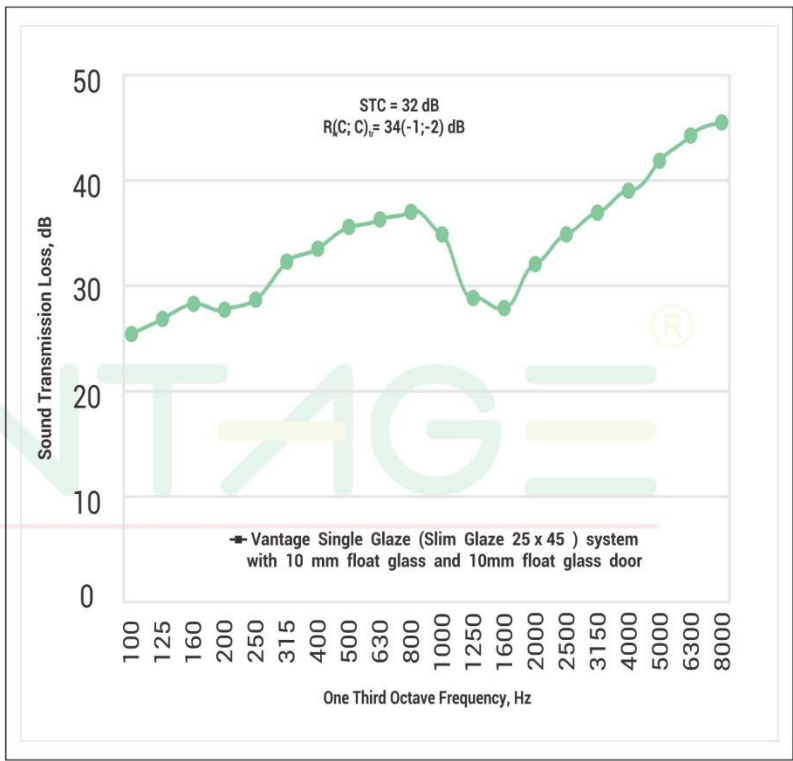


## SOUND TRANSMISSION

Sound transmission loss test results of Vantage Single Glaze partition system with 10mm float glass and 10mm float glass door tested as per ISO 10140 - 2/ ASTM E90 using Reverberation chambers at ARAI, India

Test report No. NVH/7842/2017-18/590(V-5)

One Third Octave Frequency, Hz	Sound Transmission Loss, dB	Standard deviation, dB
100	25.7	0.2
125	27.5	0.2
160	28.7	1.5
200	28.0	1.2
250	29.0	0.5
315	32.5	0.7
400	34.3	1.1
500	35.3	1.1
630	36.5	0.7
800	37.2	0.6
1000	34.7	0.7
1250	29.2	0.8
1600	28.1	0.6
2000	32.0	0.3
2500	34.7	0.1
3150	37.1	0.3
4000	39.6	0.7
5000	41.6	0.1
6300	44.0	0.3
8000	45.0	0.2
STC	32	-
R <sub>w</sub> , C; C <sub>tr</sub>	34(-1;-2)	-




The sound transmission class (STC) is calculated as per ASTM E-413 and weighted sound reduction index with spectrum adaptation terms R (C ) is calculated as per ISO 717-1

Sound transmission class (STC)	32 dB
Weighted sound reduction index with spectrum adaption terms R <sub>w</sub> (C <sub>100-5000</sub> ;C <sub>tr100-5000</sub> )	34 (-1;-2) dB



Add: Shop No. 336, 3<sup>rd</sup> Floor, V Mall, Thakur Complex, W. Express Highway, Kandivali (East), Mumbai-101  
P: + 91 22 28976425/+ 91 99303 16425  
E: info@vantageindia.in, W: www.vantageindia.in





# COMPANY PROFILE

Vantage India Pvt Ltd. is among the pioneering brands for Architectural Products and Services for commercial interior spaces. Our products are essential elements for modern, beautiful and functional workspace environments. We assist Architects and Designers by providing a wide range of solutions for each individual project.

Vantage make '**Demountable Glass Partition Systems**' have a modular design which makes it easy to install and if necessary re-work or move the partition. To give a consistent and finished look to the space Vantage also provides aluminum skirting, interior accessories like corner guards, hat profiles, step nose, levelling profiles and also solid and glass door hardware which complement our movable partition systems to provide a complete consistent system. Besides our existing systems we continuously research the market for any application or requirement which can set us apart and benefit our customers.

Vantage is also committed for the research and application of energy conservation, acoustic manipulation and in creating a smarter space for our customers.



## VISION

"To provide customer oriented solutions with the best products, services and pricing and hence build a strong trustworthy relationship with our clients and make Vantage an industry giant."



## MISSION

"To thoroughly assess each requirement and to ensure that we not only meet but exceed client expectations by providing the most efficient solutions via effective use of our products and services."

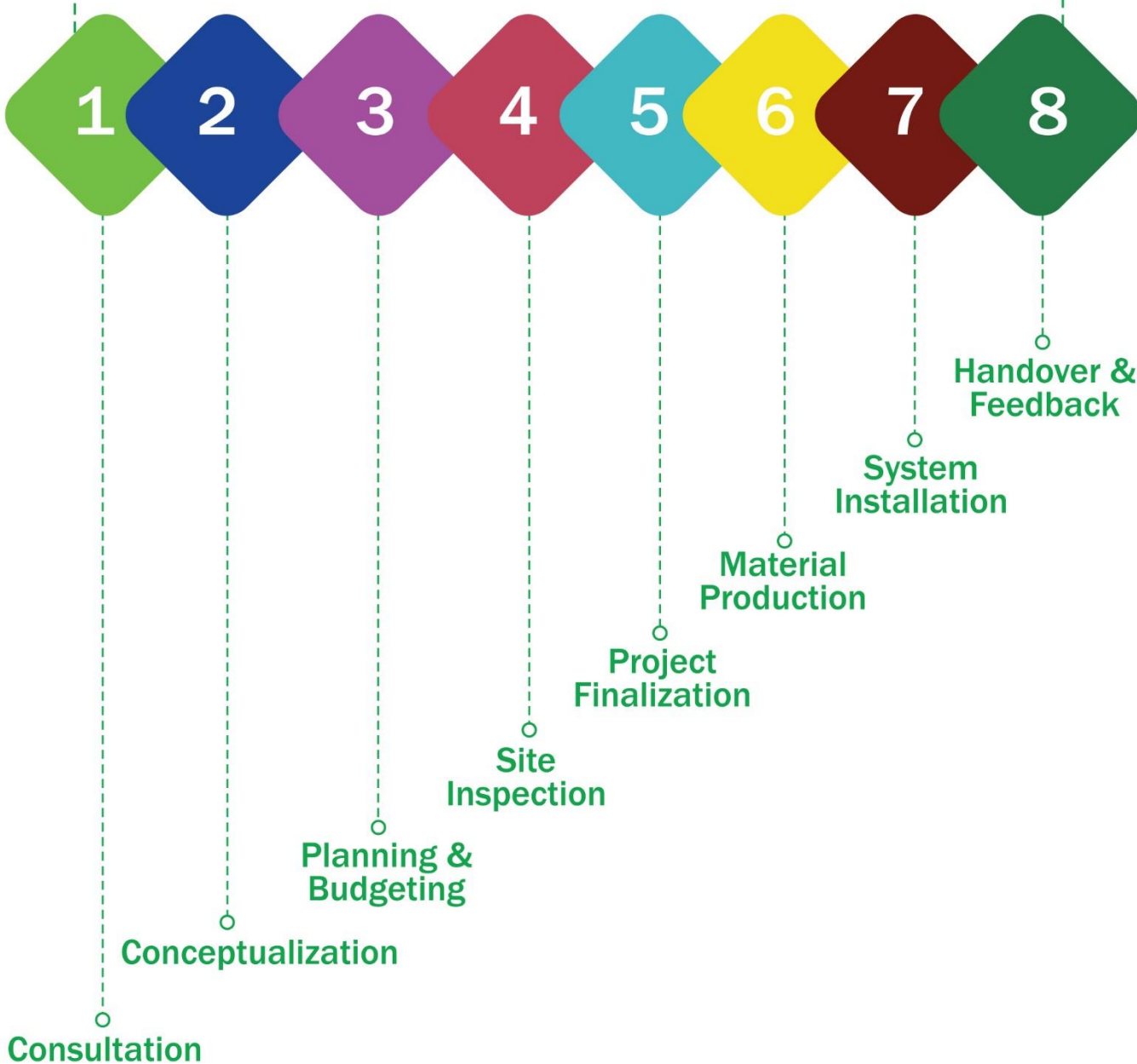


## APPLICATION

The demountable glass partition systems by Vantage are widely used for optimisation and compartmentalisation of workspace across various professional fields such as - Corporate Offices, Banks, Research Laboratories, Educational Universities, Building Entrance Systems, Industrial Manufacturing Facilities, Conference/Convention Halls, Hospitals and Clinics. Besides these professional applications our products have also been applied in modern/smart home designs.

## HOW WE WORK

### Our Work Process

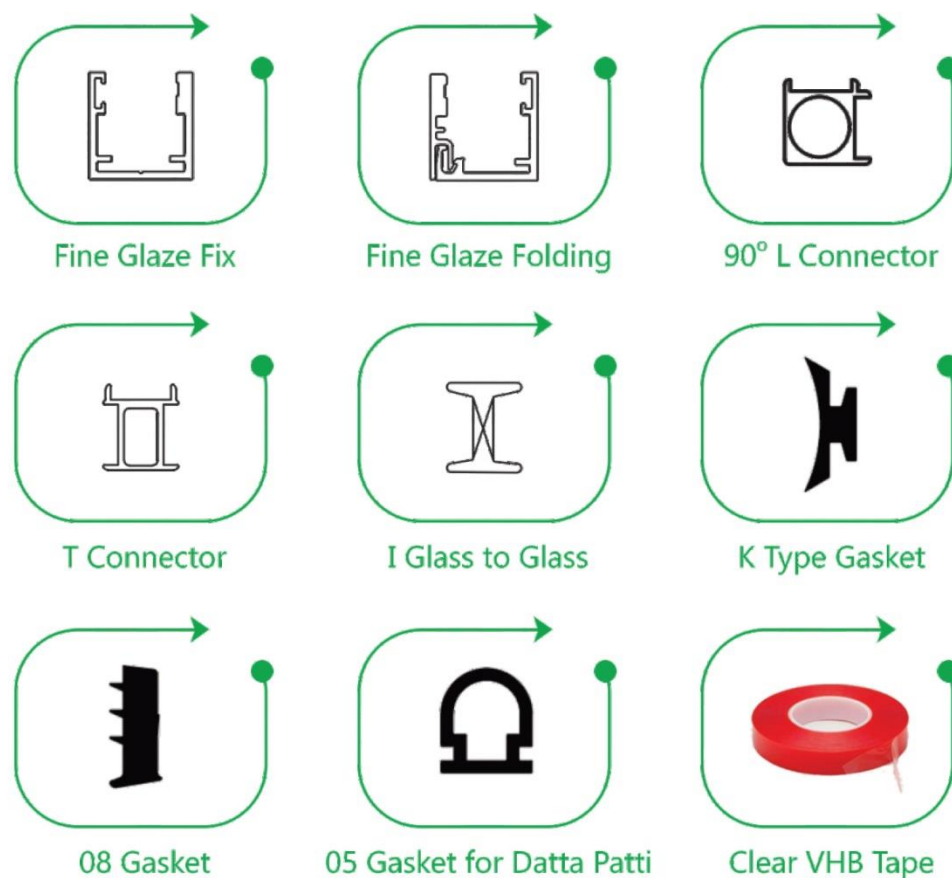




## FINE GLAZE

The Fine Glaze demountable partition system offers a seamless, almost borderless look on either side of the glazing. This system is most feasible for a low budget application.

- ◆ Section Variants (height x width): 25x25mm | 40x25mm
- ◆ Matt Silver & Matt Black anodised finish available, other finishes available on request
- ◆ Glass supported : 10 and 12mm thickness
- ◆ Single glazing system
- ◆ Acoustical Insulation: 32 dB
- ◆ Stable up to a height of 3000mm
- ◆ Curved partition is available

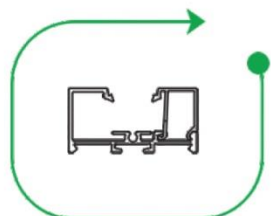




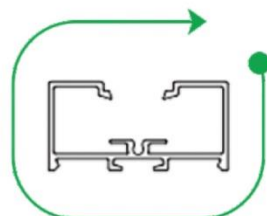
## SLIM GLAZE

The Slim Glaze demountable partition system is the industry standard and most widely used system. Slim Glaze provides a modern and sleek aesthetic and can also accommodate a variety of door options. It is the best system to make a grid glass partition with intermediate members.

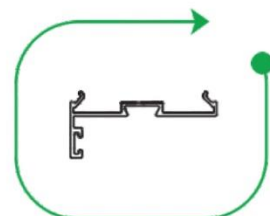
- ◆ Section Variants (height x width): 25x45mm
- ◆ Matt Silver & Matt Black anodised finish available, other finishes available on request
- ◆ Glass supported : 8, 10 and 12mm thickness
- ◆ Single glazing system
- ◆ Acoustical Insulation: 32 dB
- ◆ Stable up to a height of 3000mm
- ◆ Curved partition is available



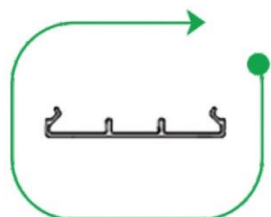
Slim Glaze Folding



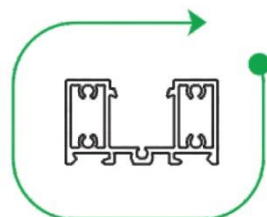
Slim Glaze Fix



Slim Glaze Rebat



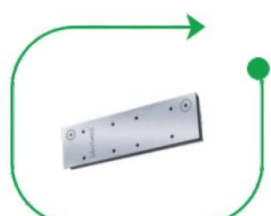
Slim Glaze Cap



Slim Glaze Door Fix



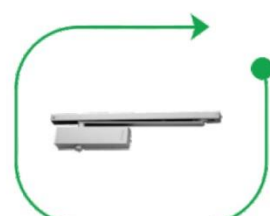
Studio Glass Door Lock



Saddle Plate



Glass Door Hinges



Overhead Door Closer

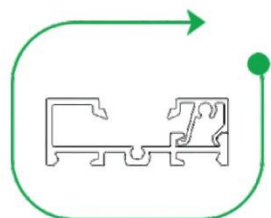




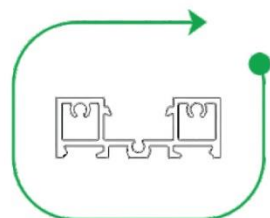
## V16 SLIM GLAZE

The V16 Slim Glaze demountable partition system is the industry standard and most widely used system. Slim Glaze provides a modern and sleek aesthetic and can also accommodate a variety of door options. It is the best system to make a grid glass partition with intermediate members.

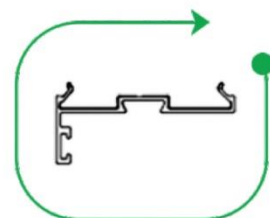
- ◆ Section Variants (height x width): 16x45mm
- ◆ Matt Silver, Matt Black, Rose Gold & Golden anodised finish available, other finishes available on request
- ◆ Glass supported : 8, 10 and 12 mm thickness
- ◆ Single glazing system
- ◆ Acoustical Insulation: 32 dB
- ◆ Stable up to a height of 2700mm
- ◆ Curved partition is available



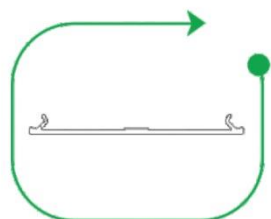
V16 Glaze Folding



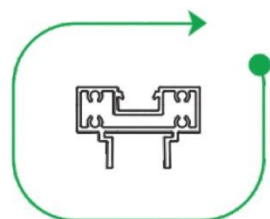
V16 Glaze Fix



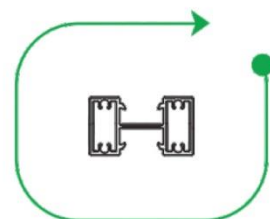
Slim Glaze Rebat



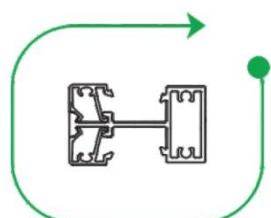
V16 Glaze Cap



V16 Glaze Bottom



V16 Block Fix



V16 Block Folding



Door Handle Lock



Magnetic Door Handle Lock






## ULTRA GLAZE

The Ultra Glaze demountable partition system offers a bold, strong look designed to nullify any undulations that occur in adjacent gypsum partition. These gypsum partitions are of 75mm width as an industry standard and tend to never be straight edged which steals from the aesthetics of the partition system.

- ◆ Section Variants (height x width): 25x80mm
- ◆ Matt Silver & Matt Black anodised finish available, other finishes available on request
- ◆ Glass supported : 8, 10 and 12mm thickness
- ◆ Single glazing system
- ◆ Acoustical Insulation: 32 dB
- ◆ Stable up to a height of 3000mm

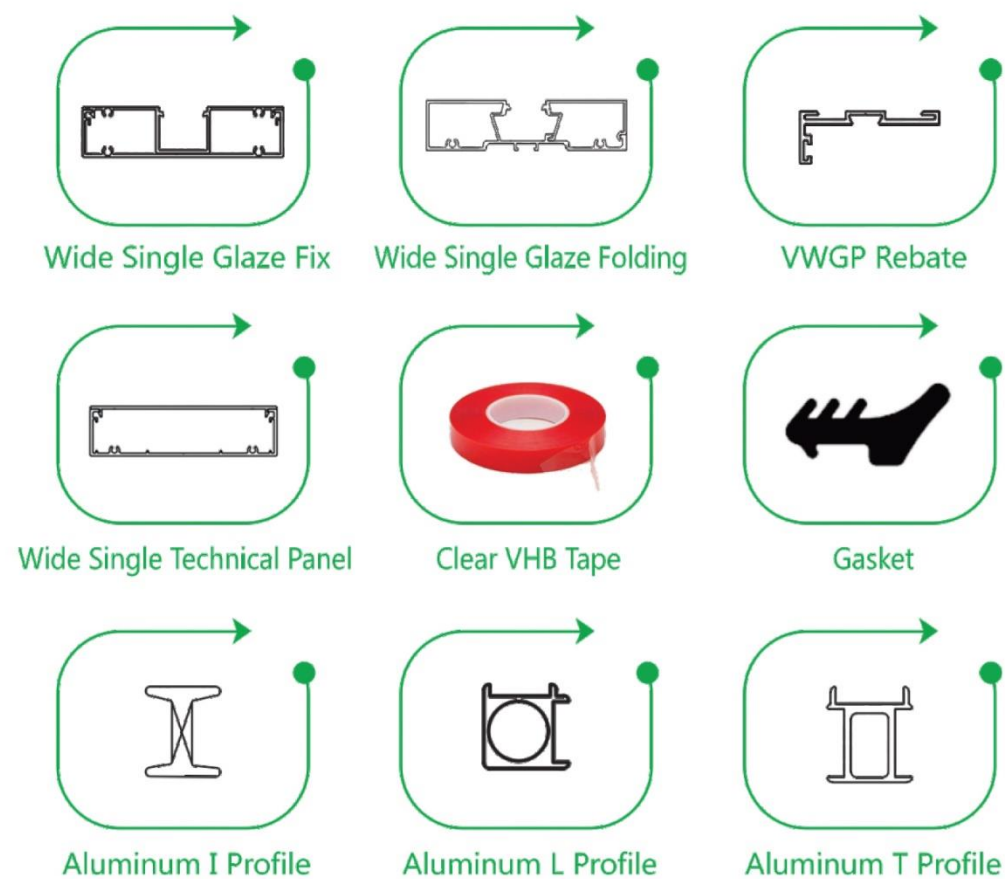




## WIDE SINGLE GLAZE

The Wide Glaze demountable partition system offers the best strength and sturdiness and is to be used when glazing height breaches 3000 mm or if a heavy look and rigid structure is desired.

- ◆ Section Variants (height x width): 25x100mm
- ◆ Matt Silver & Matt Black anodised finish available, other finishes available on request
- ◆ Glass supported : 8, 10 and 12mm thickness
- ◆ Single glazing system
- ◆ Acoustical Insulation: 32 dB
- ◆ Stable up to a height of 3000mm

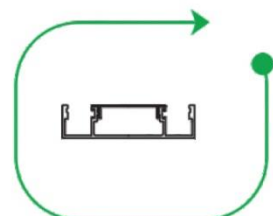




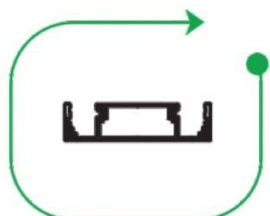
## WIDE DOUBLE GLAZE

The Wide Double Glaze demountable partition system offers the same strength and sturdiness as the Wide Glaze system. Wide Double Glaze consists of dual tracks for double glazing with a 65mm air gap in between which provides high acoustical insulation and climate control.

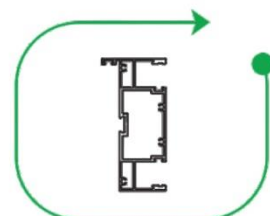
- ◆ Section Variants (height x width): 25x100mm
- ◆ Matt Silver & Matt Black anodised finish available, other finishes available on request
- ◆ Glass supported : 10 and 12mm thickness
- ◆ Double glazing system
- ◆ Acoustical Insulation: 40 dB
- ◆ Stable up to a height of 3000mm



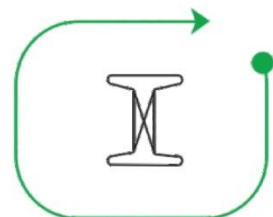
Wide Double Glaze Fix



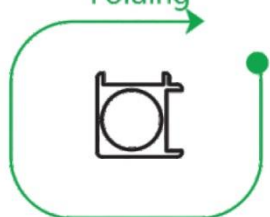
Wide Double Glaze Folding



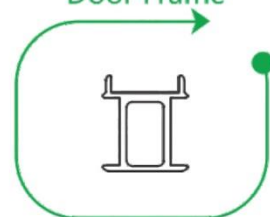
Wide Double Glaze Door Frame



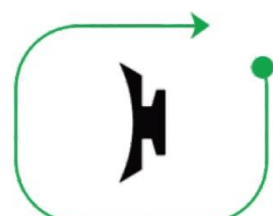
Aluminum H Profile



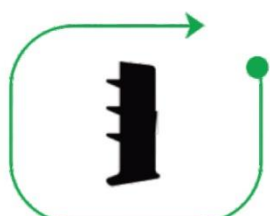
Aluminum L Profile



Aluminum T Profile



K - Type Gasket



08 Gasket



05 Gasket for Datta Patti

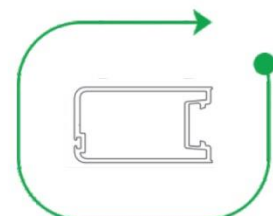




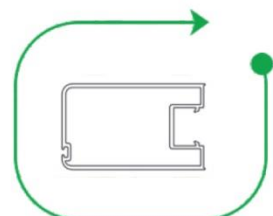
## SINGLE GLAZE STILE DOOR

Vantage Stile door frame is an aluminum hinged door shutter system which incorporates a single layer of glazing and multiple accessory options to suit specific needs. It is the new standard in office cabin door shutters replacing patch fitting and wooden door systems.

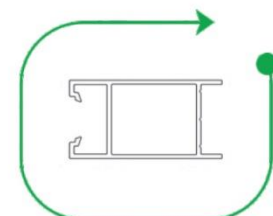
- ◆ Section Variants (width x depth):  
35x65mm | 42x75mm
- ◆ Matt Silver & Matt Black anodised finish available, other finishes available on request
- ◆ Glass supported : 8mm thickness
- ◆ Single glazed door system
- ◆ Acoustical Insulation: 32 dB
- ◆ Maximum single shutter leaf: 2700mm(h) x 900mm(w)



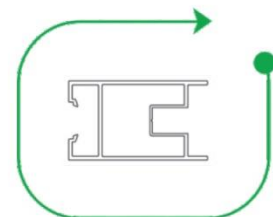
Stile Door Fix 35 x 65mm



Stile Door Fix 42 x 75mm



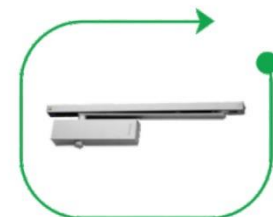
Stile Door Bottom 35 x 65mm



Stile Door Bottom 42 x 75mm



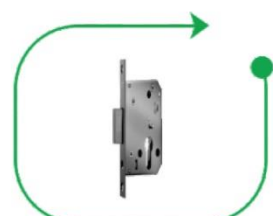
SS Flush Hinges - 5BB



Overhead Door Closer



Q Type Handle



Dead Bolt



Cylinder Knob

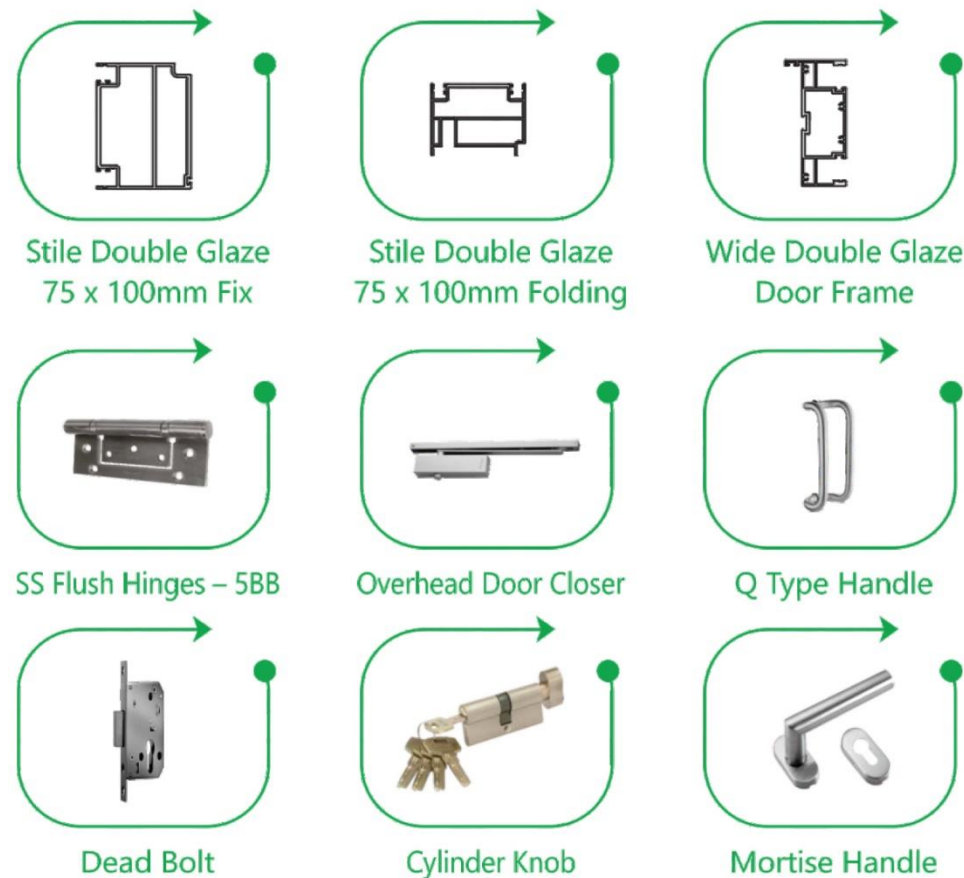




## DOUBLE GLAZE STILE DOOR

Vantage Stile Double Glaze door frame is an aluminum hinged door shutter system which incorporates two layers of glazing within the shutter and provides the highest acoustical insulation, climate control and aesthetic appeal among all door shutter options.

- ◆ Section Variants (width x depth):  
75x100mm
- ◆ Matt Silver & Matt Black anodised finish available, other finishes available on request
- ◆ Glass supported : 6+6mm thickness
- ◆ Double glazed door system
- ◆ Acoustical Insulation: 40 dB
- ◆ Maximum single shutter leaf: 2700mm(h) x 900mm(w)

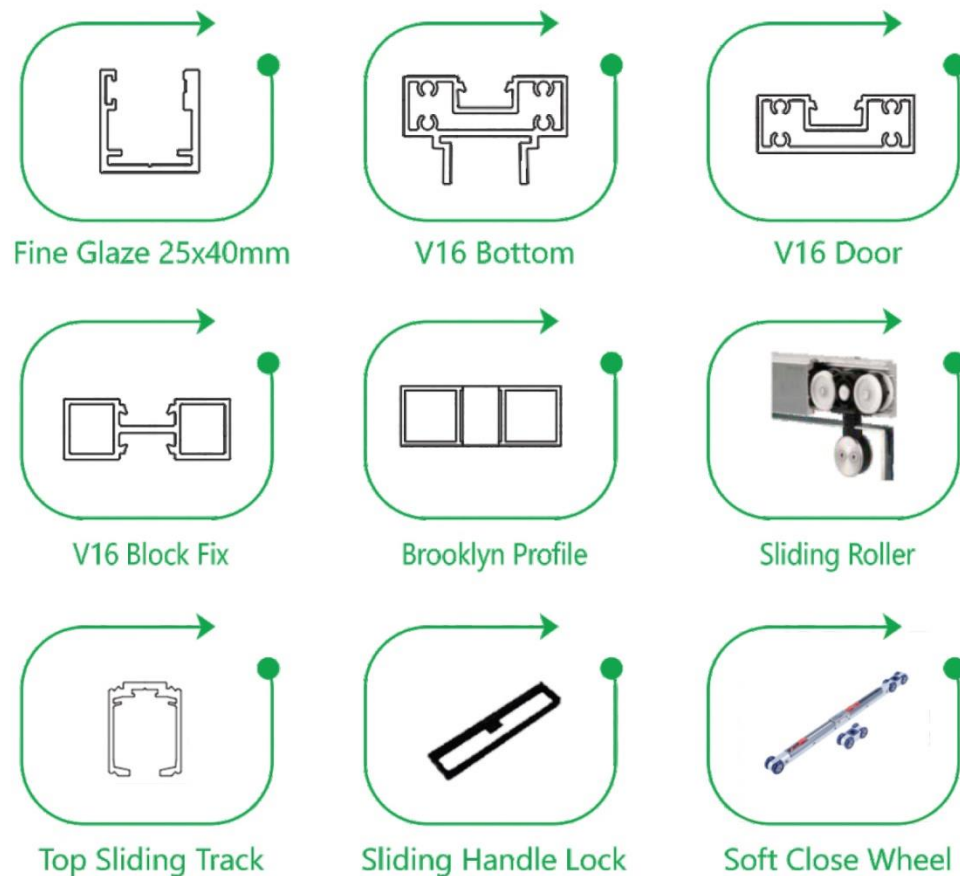




## SLIDING DOOR

Vantage Sliding door systems are available in various options single/double leaf, stile frame/frameless sliding doors. Our sliding door systems are best used in low carpet area workspaces, to maximise uninterrupted, usable space by eliminating the swing action of the shutter.

- ◆ Frameless and Stile shutter options available
- ◆ Glass supported : 6 and 8mm thickness
- ◆ Single glazed door system
- ◆ Maximum single shutter leaf: 2700mm(h) x 900mm(w)

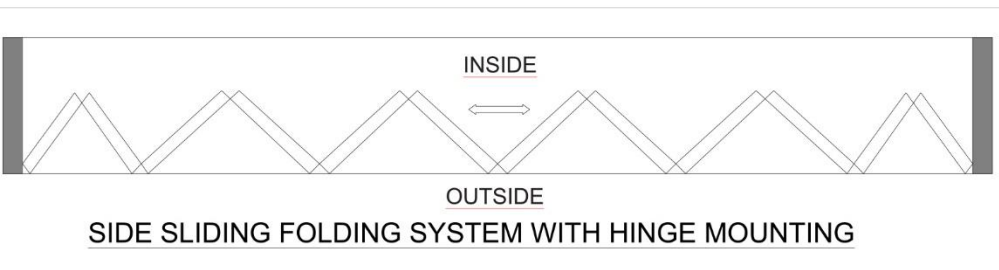
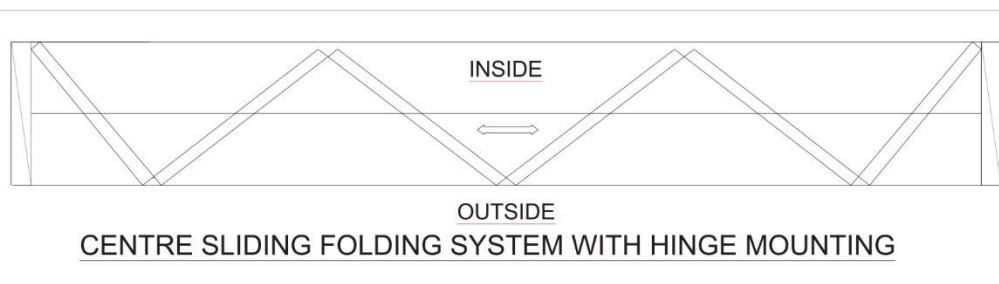
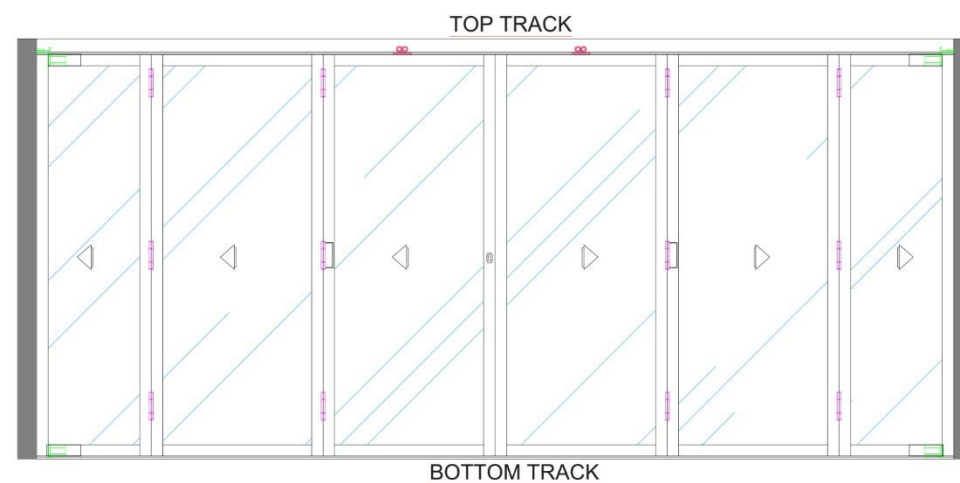




## SLIDING FOLDING PARTITION

Vantage Sliding Folding partition system is designed to divide a large space into compartments with the flexibility of being able to quickly re-arrange the partition so as to merge the divided compartments back into one large space.

- ◆ Frameless and Stile shutter options available
- ◆ Glass supported : 8 and 10mm thickness
- ◆ Single glazed sliding folding system
- ◆ Maximum single shutter leaf: 3000mm(h) x 900mm(w)

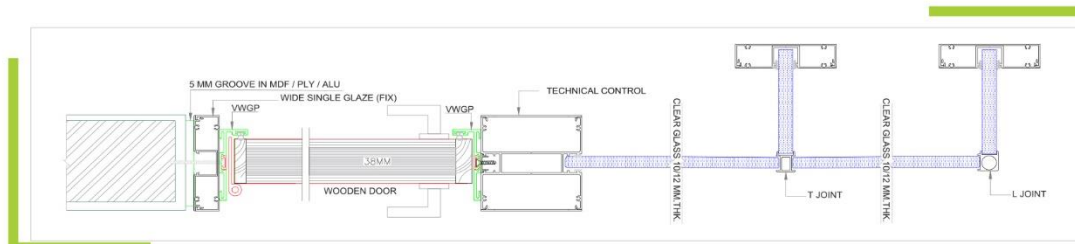
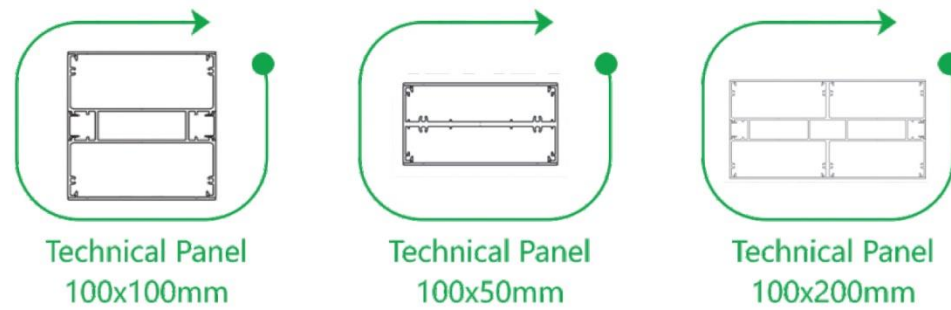




## TECHNICAL PANEL

The Technical Panel is a box type section which is used adjacent to cabin/lobby doors to accommodate biometric entry control, switches, keypads etc and the wiring for the same without any interference with the look of the partition system.

- ◆ Section Variants: 50x100mm | 100x100mm | 100x200mm
- ◆ Matt Silver & Matt Black anodised finish available, other finishes available on request
- ◆ Applicable up to a height of 3000mm





# ARCHITECTURAL HARDWARE

VFH - 5 BB



## STAINLESS STEEL FLUSH HINGES

Material : Stainless Steel 304

Type : Ball Bearing

Size : 5mm x 3mm x 3mm

Finish : Stainless Steel / Black

VP SL-101



## STUDIO GLASS DOOR LOCK

Suitable for 10mm / 12mm glass

Material : Aluminum

Finish : Silver / Black Anodized

VP DH-104



## GLASS DOOR HINGES

Maximum door weight : 80kg

Maximum door size : 900mm x 2400mm

Glass thickness : 10mm / 12mm

Material : Aluminum

Finish : Silver Anodized / Black Color

VP DH-105



## GLASS PIVOT HINGES

Maximum door weight : 80kg

Maximum door size : 900mm x 2400mm

Glass thickness : 10mm / 12mm

Material : Aluminum

Finish : Silver Anodized / Black Color

VTS-02



## OVERHEAD DOOR CLOSER

Maximum door weight : 80kg

Maximum door size : 900mm x 2400mm

Glass thickness : 10mm / 12mm

Material : Aluminum

Finish : Silver Anodized/Black Color

VTS-ACC-PLATE



## SADDLE PLATE

Suitable for 10mm / 12mm glass

(Plate for mounting door closer on glass)

Material : Aluminum

Finish : Silver Anodized / Black Color

VTS-01



## CONCEAL DOOR CLOSER

Maximum door weight : 80kg

Maximum door size : 900mm x 2400mm

Door thickness : 10mm / 12mm

Material : Aluminum

Finish : Silver Anodized / Black Color

VP F-706



## BOTTOM LOCK

Glass thickness : 10mm / 12mm

Material : Stainless Steel

Finish : Satin Finish / Black Color



# ARCHITECTURAL HARDWARE

VMHL – 1910



## NARROW STILE MORTISE HANDLE

Narrow stile lock body  
Material : Stainless Steel  
Finish : Satin / Black Color

VML – 35mm - 85mm



## NARROW STILE MORTISE LOCK

Narrow stile lock body for aluminum door  
with latch and double throw dead bolt  
Finish : Satin / Black Color

VDL – 35mm



## NARROW STILE DEAD BOLT

Close body dead bolt for aluminum  
door/wooden double throw dead bolt.  
Finish : Silver Anodized / Black Color

VCNK – 60/70



## CYLINDER KNOB

One side key one side knob with  
ultra key brass 60mm / 70mm / 120mm  
Finish : Silver Anodized / Black Color

VSR – 01



## SLIDING ROLLER

Roller for glass and solid door  
Door weight upto 40 kgs  
Finish : Silver Anodized / Black Color

VQH – 2518



## Q TYPE HANDLE

Material : Stainless Steel  
Finish : Satin / Black Color  
Length : 25mm x 450mm

VPHH - 2518



## PULL HANDLE

Material : Stainless Steel  
Finish : Satin / Black Color  
Size : 25mm x 450mm

VDL – 01



## V16 Door Handle Lock

Glass Thickness : 8mm  
Material : Aluminum  
Finish : Silver / Black



VDL - 02



**V16 SLIDING DOOR HANDLE**  
Material : Stainless Steel / Aluminum  
Finish : Silver / Black

VDL - 03



**V16 HANDLE SLIDING LOCK**  
Material : Aluminum  
Glass Thickness : 8mm  
Finish : Silver / Black

VDL - 04



**FRAME DOOR HANDLE**  
Material : Aluminum  
Glass Thickness : 8mm  
Finish : Silver / Black

VDL - 05



**CLEAR VHB TAPE**  
Material : 6mm both side gum  
Width : 6mm  
Length : 8 meter  
Finish : Clear

## ACCESSORIES

VSP - 50/75/100mm



**ALUMINUM SKIRTING**  
Finish : Silver / Black Anodized  
Length : 3000mm  
Height : 50mm / 75mm/100mm  
Material : Aluminum

VSP - END - 50/75/100mm



**END CAP**  
Can be used with all types of corner  
Finish : Grey / Black  
Height : 100mm  
Material : ABS

VSPL - 60/80mm



**ALUMINUM SKIRTING**  
Finish : Silver / Black Anodized  
Length : 3000mm  
Height : 60mm / 80mm

VGP - 32



**GLAZING PROFILE**  
Finish : Silver Anodized  
Height : 32mm  
Length : 3000mm  
Material : Aluminum



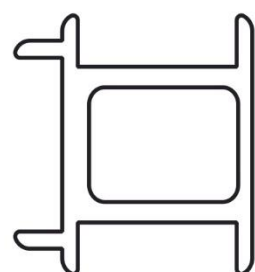
VGP – I – 10/12mm



### ALUMINUM I PROFILE

Suitable for joining two glasses (180°)  
transparent type to be use on profile for  
fixing glasses  
Finish : Silver / Black Anodized  
Length : 3000mm

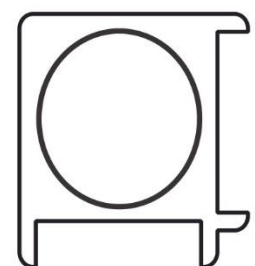
VGP – T – 10/12mm



### ALUMINUM T PROFILE

Suitable for joining three meeting at a  
common point, transparent type to be  
use on profile for fixing glasses  
Finish : Silver / Black Anodized  
Length : 3000mm

VGP – L – 10/12mm



### ALUMINUM L PROFILE

Suitable for L joining at a common point  
(90°) transparent type to be use  
on profile for fixing glasses  
Finish : Silver / Black Anodized  
Length : 3000mm

VGP – HAT – 05/08/10



### ALUMINUM HAT PROFILE

Hat Aluminum profile are developed to  
make wall design visually attractive ideal  
for junction of 2 different materials  
Finish : Silver / Black Anodized  
Length : 3000mm  
Width : 5mm / 8mm / 10mm

V – L – 10/12mm



### CLEAR L PROFILE

Suitable for L joining at a common  
point 3m type to be use on profile  
for fixing glasses  
Finish : Transparent

V – I – 10/12mm



### CLEAR I PROFILE

Suitable for joining two glasses (180°)  
3m type to be use on profile for fixing  
glasses  
Length : 3000mm  
Finish : Transparent

V – T – 10/12mm



### CLEAR T PROFILE

Suitable for joining three glasses meeting  
at a common point, 3m type to be use on  
profile for fixing glasses  
Length : 3000mm  
Finish : Transparent

VGP – CP – 02



### ALUMINUM CARPET PROFILE

Variable double sided profile which bend  
as per height of the flooring on either side  
Finish : Silver / Black Anodized  
Width : 28mm  
Length : 3000mm



VGP – CG – 12/15/19/25/38



### ALUMINUM L CORNER

Provide protection to edge of wall corner.  
Economical option for edge of wall corners protection  
Finish : Silver / Black Anodized  
Length : 3000mm  
Width : 12x12 / 15x15 / 19x19 / 25x25 / 38x38

VGP – CP – 03



### ALUMINUM CARPET EDGE PROFILE

Finish : Silver / Black Anodized  
Length : 3000mm  
Size : 30mm x 4.5mm

VGP – CP – 04



### STAIR NOSE

Aluminum Profile  
Length : 3000mm  
Size : 24mm/9mm  
Finish : Silver / Black

VGP – SN – 01



### ALUMINUM STAIR NOSE

Stair nose made for all types of staircase to prevent slipping & skirting  
Finish : Silver Anodized / Color Options  
Length : 2700mm  
Size : 50mm / 18mm

## CLIENTS



#### Notes:

- ◆ The technical specification, presentation and dimensions in the illustrations and non-binding.
- ◆ We reserve all the right to make any changes to the technical specification, dimensions of the product, hence we request you to conform it with the company.
- ◆ We are not responsible for any errors occur in the printing this catalogue.
- ◆ Actual product and the printed colors of product and the surface finishes may be different, but same time it may provide useful guidelines.



WORK WE DONE

